



Respect, Belonging, Fun - Engagement in Learning

Leadership News

We are now past the half way mark of Term 1 and students have settled beautifully into their classes. It is always great to see so much engagement in education across the whole school, due to our teachers' hard work and planning to create relevant, exciting and challenging learning tasks for their students.

Belonging is one of our important School Values and our lovely Pines School community is particularly good at making new students and staff feel welcome and included. Our whole school approach to implementing wellbeing programs, including Kimochis, 'What's the Buzz?' and Positive Education, also promotes a sense of belonging for all students across the school.

Last week's assemblies showcased some of the musical talent we are fostering here at The Pines School. We were treated to a drumming performance by Bradley in Year 4 and The Pines String Ensemble performance led by Sonia Magon. This string ensemble includes the first group of students from The Pines to be part of the string program at Playford International College. We are fortunate indeed to have a very skilled specialist music teacher, Raelene Norley, who has helped develop our new instrumental music program here at The Pines. This has provided opportunities for many students who wish to learn a musical instrument.

Our new playground is finally complete and is being used by our students. Thank you to Toulia Girgolas for all your hard work and organisation in seeing this project through. See our student reporter section for further information.

In our vegetable patches, we have the following seasonal produce:

- Tomatoes
- Corn
- Zucchini
- Potatoes

Our canteen is packaging some of these veggies up for students to eat at school and some classes are actually cooking with them. Thank you once again to Mark, who has done a great job, planting and nurturing these vegetables to maturity.

Dates to Remember

Term 1

Week 7

8th March

**Adelaide Cup
Public Holiday**

Week 9

22nd-26th March

**Swimming -
Primary Years 3 to
Year 5**

Week 10

29th Mar - 1 Apr

**Swimming - Junior
Primary Reception
to Year 2**

**Parent/Teacher
Interviews**

Week 10

2nd April

Good Friday

Week 11

5th April

Easter Monday

Principal
Mrs Cherie Collings

Deputy Principal
Mr Sam Konnis

The Pines School
P.O. Box 576
Salisbury South SA 5106

Phone: 8281 2199
Fax: 8281 5858

E-mail:
dl.1777.info@schools.sa.edu.au
Web: www.thepines.sa.edu.au

Dear Families,

The Pines School Annual General meeting will be held on Wednesday 10th March at 7pm in the school staffroom.

At the AGM the 2020 Annual Report will be presented and a new Governing Council formed for 2021. In the past, Governing Council meetings have been held on Wednesday evenings at 7pm twice a term.

Once the new Governing Council is formed, the meeting times for this year will be set. Governing Council members serve for a two year period.

If you are interested in nominating for Governing Council please fill in the tear off form below and return it to the front Office. If you can not return the form you can ring the front office to nominate.

Regards,

Cherie Collings

Name-

Child's name-

Child's year level –

- I would like to nominate to be part of The Pines School Governing Council in 2021 and 2022.
- I would like more information about being a member of Governing Council.




WELLBEING CORNER



In addition to What's the Buzz and Kimochis, we will be continuing our focus on Positive Education throughout the year. This includes the 24 character strengths, which are positive qualities that promote wellbeing within ourselves and in others. This term we will be learning about 3 character strengths: self-regulation, bravery and perseverance. We have chosen these 3 character strengths as we believe they are an important part of setting students up for success in our new school year.

Bravery – to do something, even though we may feel worried or nervous about it both home and school are safe places for students to take risks – teachers constantly encourage their students to have the courage to try new things and support this by using strategies such as positive self-talk and using the 'power of yet' eg. I can't write that...yet. These are some great strategies to try out at home as well.

THE POWER OF YET!



Persistence – following through and completing given tasks.

There are always tasks that we would like to stop doing or feel overwhelmed with, only to feel a great feeling of joy and success upon completing them. Our teachers have linked persistence with the quality of work they expect from their students. We feel it is important for children to know that making a mistake is a great opportunity to learn from. They need this persistence when correcting their mistakes to truly learn from them, which ultimately leads to better quality work.

Self-regulation - to be aware and in control of the things you say, how you feel and what you do. This year our teachers have received training and have been utilising the 5 point scale in classrooms. This gives our students the opportunity to recognise their body's signals and thoughts, when things are going well or going wrong. It provides a check-in system for teachers, so they know how their students are feeling throughout the day and allows them support them through quiet conversations and strategies to manage their 'big feelings'. Being able to recognise and regulate one's emotions is an invaluable skill for everyone to learn.

Name _____		My _____		Scale
Looks Like	Feels Like	Strategies		
5				
4				
3				
2				
1				

We have created a reward system based on the character strengths and we are trialing it this term. Students receive a token when they are seen showing one of these three character strengths. It would be great if you could use these words at home when you see your child demonstrating these skills so together we can reinforce their understanding and develop their positive wellbeing.



Do you find reading hard?

Join *student2student* and read with a Buddy online or over the phone, 2-3 times a week for 18 weeks.

If you want to get better at reading with the help of a Buddy, speak to your teacher to find out more.





CONGRATULATIONS

The Pines School

for participation in the Commissioner's Postcard Project



AWARDED IN HONOUR OF YOUR COMMITMENT TO THE
UNITED NATIONS CONVENTION ON THE RIGHTS OF A CHILD
THROUGH SUPPORTING STUDENT AGENCY AND VOICE

*Thank you to all of the educators who encouraged your
students to share what matters most to them with the
Commissioner for Children and Young People.*

CCYP.COM.AU/TELLHELEN

Tell Helen Postcard Campaign

Last year our school participated in the Commissioner for Children and Young People's "Tell Helen Postcards" project. Many of our students aged 8-12 years completed postcards to directly support the important work of South Australia's Commissioner for Children and Young People. Helen Connolly as an active participant of her 'Annual Message to the Commissioner' (Tell Helen) Postcard Project.

The project is helping the Commissioner to gain a clearer understanding of what is important to students aged 8-12 years. Helen is asking this under-represented group of children and young people to respond to a set of simple questions revised each year. All responses are anonymous. No personal information is collected. The Commissioner will use our students' responses to inform her work to make South Australia a great place for children and young people to be.

Learn more about the 'Message to the commissioner' (Tell Helen) Postcard Project at www.cyp.com.au/tellhelen.

Student Leaders

Our New Playground Equipment

Our reporters Jamie and Annabel report about our new playground equipment. Annabel also took photos while the playground was being installed.

This year, new pieces of play equipment have been added to the Year 2-7 playground and to the asphalt area. The new playground equipment has been a fun experience for many of the Year 2 and up kids.

It took six years to raise money for these excellent new pieces of equipment. To raise approximately \$36,000 for this new equipment Mrs Girgolas organised fundraising events including walkathons, Mothers and Father's Day stalls and sports day sausage sizzles.

Last year, there was a vote for the students to decide which playground equipment would be chosen. Below are some photos of the building process and the finished product.


I have noticed that lots of people use the new climbing cube and the rope with a platform on the bottom.

On the asphalt there is a new ball toss for the Year 1 and Reception students. This ball toss is especially designed for young children. It is shorter than a full sized ball hoop and easier to reach for younger children. The toss has four sides with the numbers one to four on it. This helps with maths and scoring. The numbers can be used to add scores when students shoot goals.

On the Year 2 – 7 playground, I have enjoyed the big coloured balls and playing chasey around them. I have also used the climbing cube to hide from friends and to play games like hide and seek.



Builders are starting to build the structure of the climbing cube and had to dig to put the structure in.



The students weren't allowed on the playground due to safety, so it was blocked off with orange tape.



Here is the climbing frame and being built.

Student Leaders



Special equipment was used to drill holes in the ground so that they can fill them with concrete. The concrete holds the structures in place.



Here is the drilling machine putting in the new ball toss.

Some of the new play equipment once it had finished being built.



Student Leaders

The Pines Preschool

Our student reporters Amelia and Jaxon visited the Pines Preschool this week to find out about the learning that happens every day at our Preschool.

Amelia and Jaxon interviewed some of the staff and students and had a look around at some of the amazing things that help children learn at the preschool.

Amelia and Jaxon asked some of the preschool children what they liked to do at preschool:

Aliana likes painting pictures for her mummy and daddy at preschool.



Virat said he likes to play in the sand pit. He likes digging holes.



Alexis said she likes the sand pit because she can make sand castles.



Samreen said she likes baking in the mud kitchen.



Jaxon and Amelia also interviewed two of the educators that work at the preschool. They asked about what children in preschool learn and what they enjoy about teaching in the preschool.



Mrs Lucy said that the learning in the preschool is about developing social, emotional, literacy and numeracy skills all through play. She enjoys supporting the children to learn, connect with their friends and also have a really good time.

Natasha said that at preschool children learn about the world through play-based learning. She enjoys supporting young children through their play and learning because they are so curious about their world.

Student Leaders

Amelia and Annabel took some photos of some of the things they noticed at the preschool. This included Yoshi the lizard and Tiny Tim the turtle. They also saw some artwork made for Lunar New Year and some of the indoor and outdoor play areas.




Easter Seminar

Monday 15th March

1.30-2.15pm, lesson 5.

Year 2 -7s It's Free!!!

In the Hall



A Fun, interactive and exciting presentation that is filled with the creative retelling of the Easter story, games, activities and media.

**Parent permission needed to attend.
Obtain through returning JAM note.**

**Supported by Churches in Salisbury and
School Ministry Group SMG**

**Caroline Stevens Pastoral Care Worker
The Pines School**

Canteen News

Qkr Ordering Update



masterpass

TIP OF THE WEEK

Q. How do I cancel food orders that have already been paid for?

A. To cancel a food order from your itemized eReceipt:

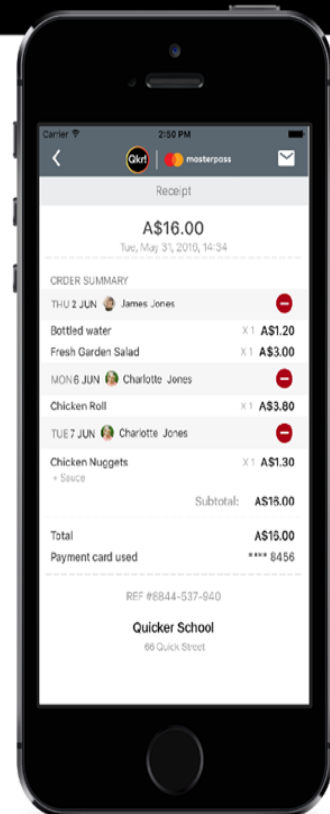
1. Open Qkr! and tap Activity.
 2. Scroll down to 'Order History' and sign in with your password.
 3. Tap the red circle with a minus symbol on the order to be cancelled. Select the entire order or individual items to cancel and tap 'OK'.
 4. If your eReceipt contains food orders for more than one child, you will need to cancel one by one.
- OR

To cancel a food order from the calendar view:

1. Open Qkr! and select the relevant menu.
2. Tap on the tick icon on the date for which you want to cancel the order.
3. Tap the red circle with a minus symbol on the order to be cancelled. Select the entire order or individual items to cancel and tap 'OK'.

Cancelled items are shown in red on your eReceipt confirming they have been cancelled and a credit is available for future food orders. The value of any credits will be automatically deducted from your next Qkr! food order.

Please contact your school office to cancel any other (non-food) school payments according to school policy.



COMMUNITY NEWS



Current vacancies for our Girls U13s and U15s teams in 2021!

Join Salisbury Inter Soccer Club, a family friendly club passionate about female football with an established program. Seeking girls with or without soccer experience!

EMAIL LAUREN AT SISCJUNIORS@GMAIL.COM



Kids ready to try something new this winter?

Don't want to commit to a full season of fees in case they don't love it?

Come join us at Elizabeth Rugby Union Club for our 'Get into Rugby' for the month of March for only \$5. Available to all kids between 5 and 12.

Rugby Union is THE sport to play to foster teamwork, inclusiveness and respect, with a dash of controlled aggression. Tackling is taught from U8 and every child is welcome. Every size and shape has a place on a rugby field, diversity is what makes a team succeed, from the speedy little half back through to the big strong front rowers.

Elizabeth Rugby Club is a fantastic place for young people looking to find a team, a place that makes them feel wanted and included, in fact, they've just won Playford Councils Community Sports Club of the Year award in their Australia Day honours.



Active Rugby Hubs
Registration Guide

RUGBY
AU

For Participants registering to an Active Rugby Hub:

- Go to <https://myaccount.rugbyexplorer.com.au/> or open Rugby Explorer app
- Select 'Rugby Portal'
- Enter your account details or create an account to login
- Once logged in select 'Register' on the left panel
- Select 'Find a Club'
- Select your Rugby ID and scroll down to 'next'
- Enter the Club name "Elizabeth Junior RUFC"
- Under 'Registration type' follow steps below relevant to the program you are joining:

Role: **Get into Rugby Participant**
Registration: **Type Active Hubs (Get into Rugby)**
Duration: **Season**

- Follow prompts requesting additional details
- You are registered!

RUGBY
XPLORER

GET INTO RUGBY
ACTIVE RUGBY HUBS

ELIZABETH RUGBY UNION FC
WOMMA PARK – 60 BARFIELD CRES
EDINBURGH NORTH SA

ALL KIDS AGED 5-12 WELCOME
3RD MARCH – 31ST MARCH 2021

#FindYour30
#MoveItAUS
#TeamRugby

RUGBY AU
SPORT AUS
MOVIE OF THE YEAR PARTICIPATION (2021)